

Traces d'apprentissage

Concepts, mise en oeuvre & applications

Laurent Dairaine, ISAE-SUPAERO
Jacques Reynal, ENAC



Analyse de l'apprentissage

Learning Analytics

Mesure, collecte, analyse et communication de données sur les apprenants et leurs contextes, afin de comprendre et d'optimiser l'apprentissage et les environnements dans lesquels il se déroule

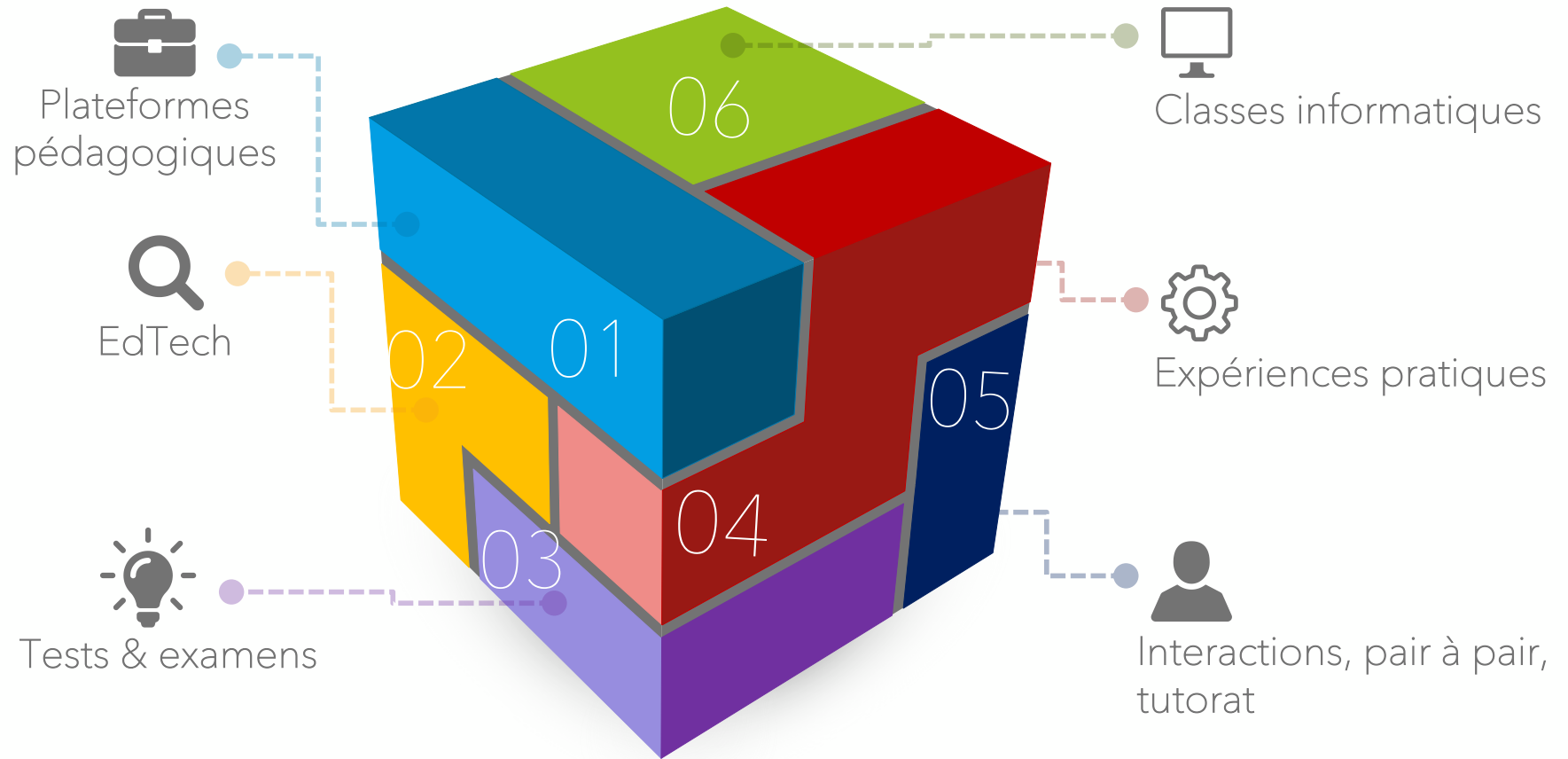
Wikipedia

Quelles perspectives pour l'analyse d'apprentissage ?

Application
potentielles



De où viennent les données de l'apprentissage ?



xAPI & Learning Record Store



Toulouse Tech 2019

xAPI : une grammaire pour les traces d'apprentissage

Jacques et Laurent

Ont accompli

en 1h02 la mission « Flight
Toulouse- Paris »

Philippe

A posté

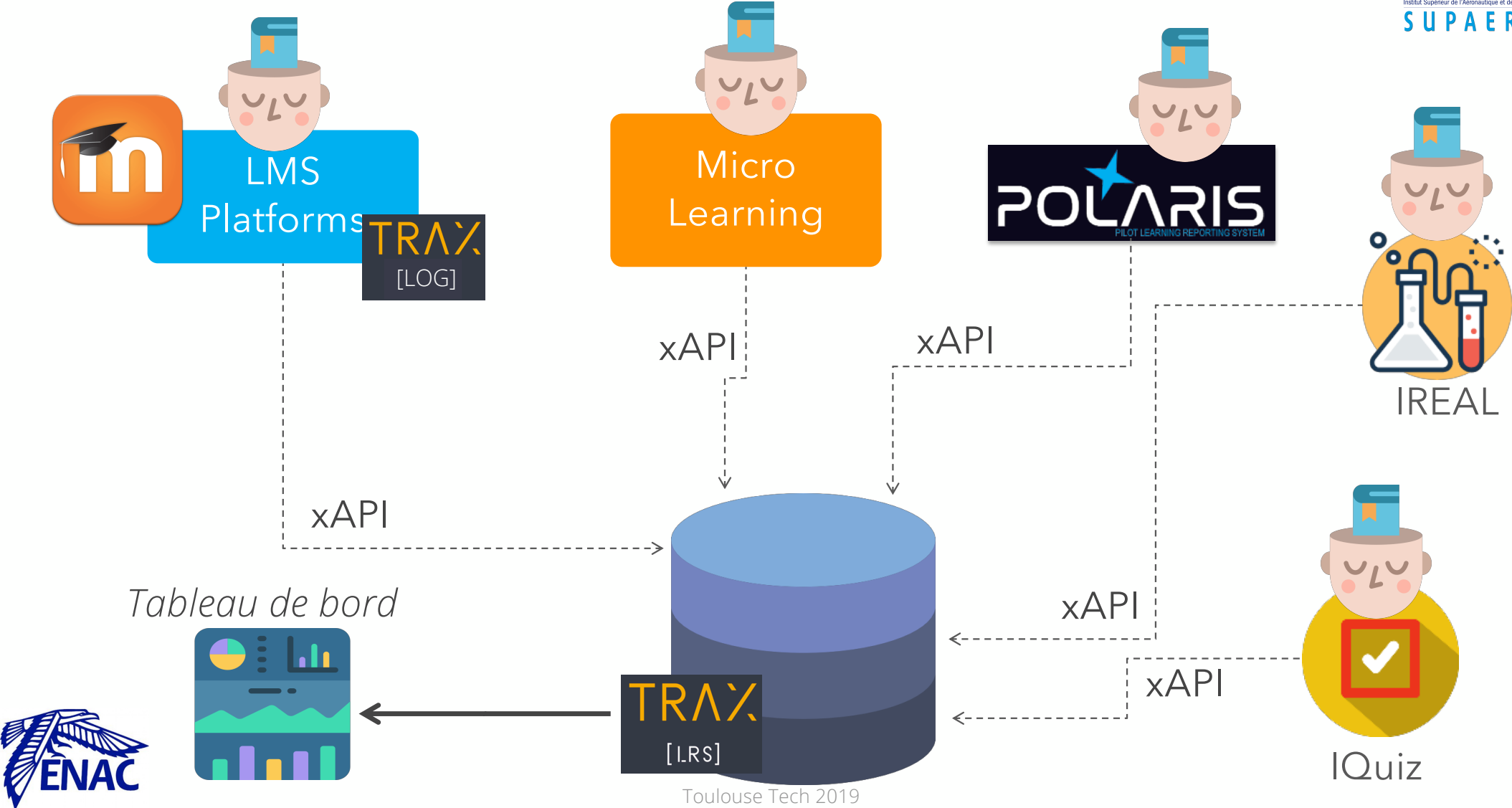
Une question dans le forum du
cours

Valérie

A réussi

Le quiz d'introduction

Architecture ouverte & distribuée de collecte xAPI



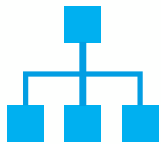
Différents niveaux d'analyse des traces d'apprentissage

Approches descriptives
Reporting, Statistiques, Tableaux de bord

Approches prescriptives
Big data, Datamining, Patters, IA

1

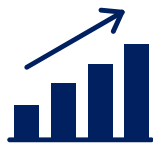
Description



Mesures, faits

2

Diagnostic



Evaluation et
explication
de faits

3

Prédiction



anticipation
de faits

4

Prescription

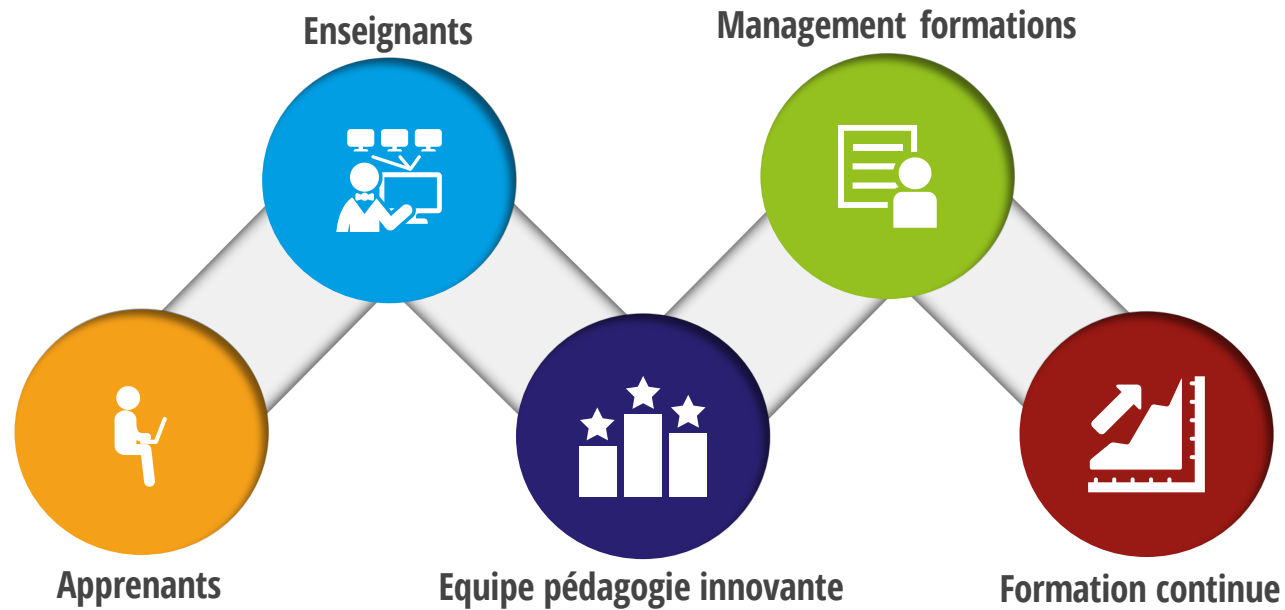


Orientation,
aide intelligente



Production de tableaux de bord

- Des tableaux de bord pour répondre aux questions de tous



xDash pour les étudiants

Home
My Dashboards
User

My Engagement

This dashboard shows how much you are involved in your learning, compared to the other learners. Engagement is a key success factor. And it's never too late!

GO

My Progress

This dashboard shows your progress in your learning path, and compare it with the other learners. Learn at your own pace, but don't be too late!

GO

My Success

This dashboard highlights your performance based on your tests and assessments results. Stay focus on success!

GO

My Competencies

This dashboard takes stock of your new competencies. Take charge of your own career!

Group group4

This dashboard shows how much you are involved in your learning, compared to the other members of this group. Engagement is a key success factor. And it's never too late!

-3%

ENGAGED

89

ACTIVE DAYS

My Engagement Over the Time

Time	Me	Others
1	12	13
2	16	13
3	19	12
4	11	13
5	11	13
6	12	15
7	9	14
8	14	14
9	7	13
10	7	8

My Progress in Groups

Group group4	-11%	55%
Group group5	-14%	55%

My Progress in Courses

Course 1	Group group4	-16%	50%
Course 2	Group group4	-7%	50%
Course 3	Group group5	-36%	50%
Course 4	Group group5	+63%	100%
Course 5	Group group5	-25%	50%

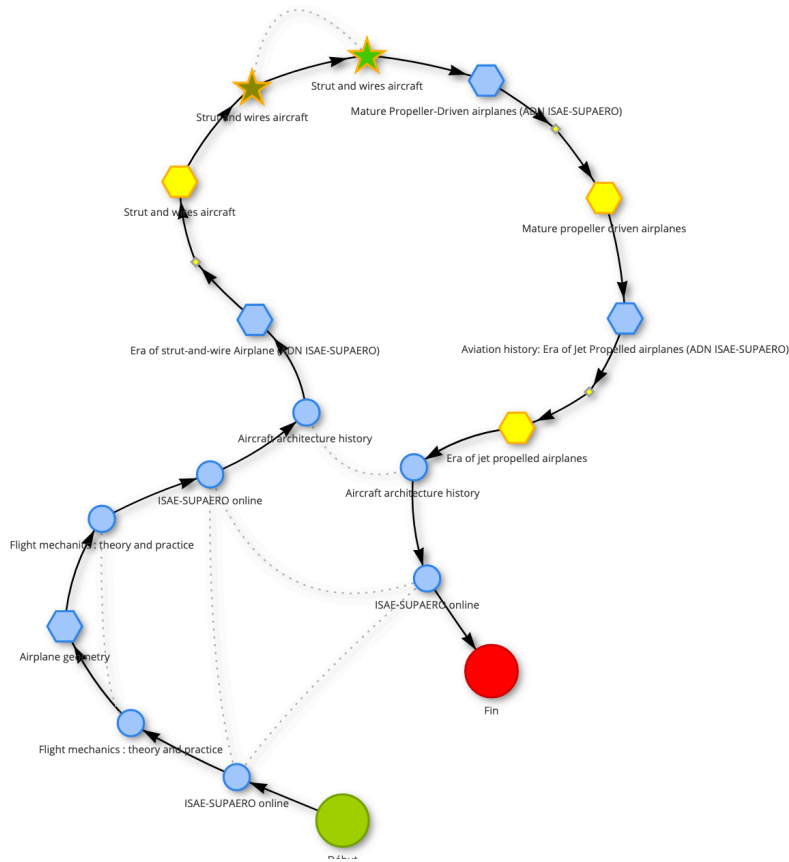
My Progress

This dashboard shows your progress in your learning path, and compare it with the other learners. Learn at your own pace, but don't be too late!

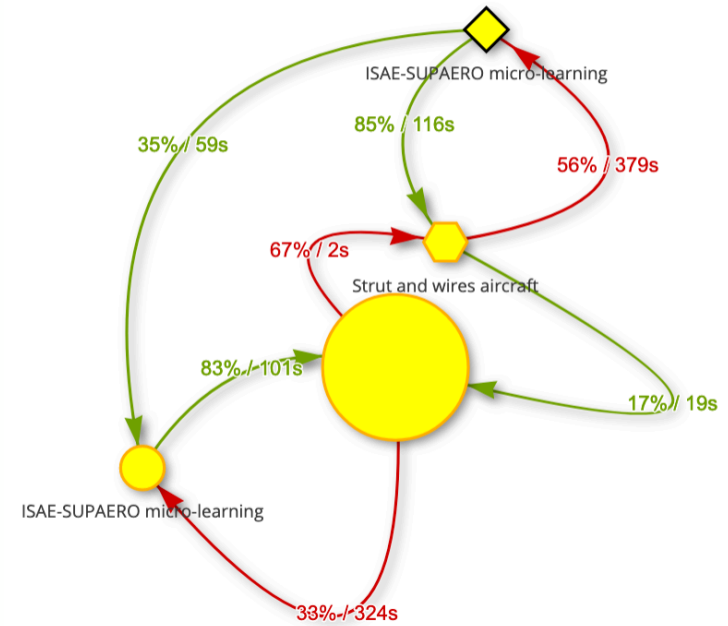
My Progress

- Course 1
- Course 2
- Course 3
- Course 4
- Course 5

Exemples de représentation

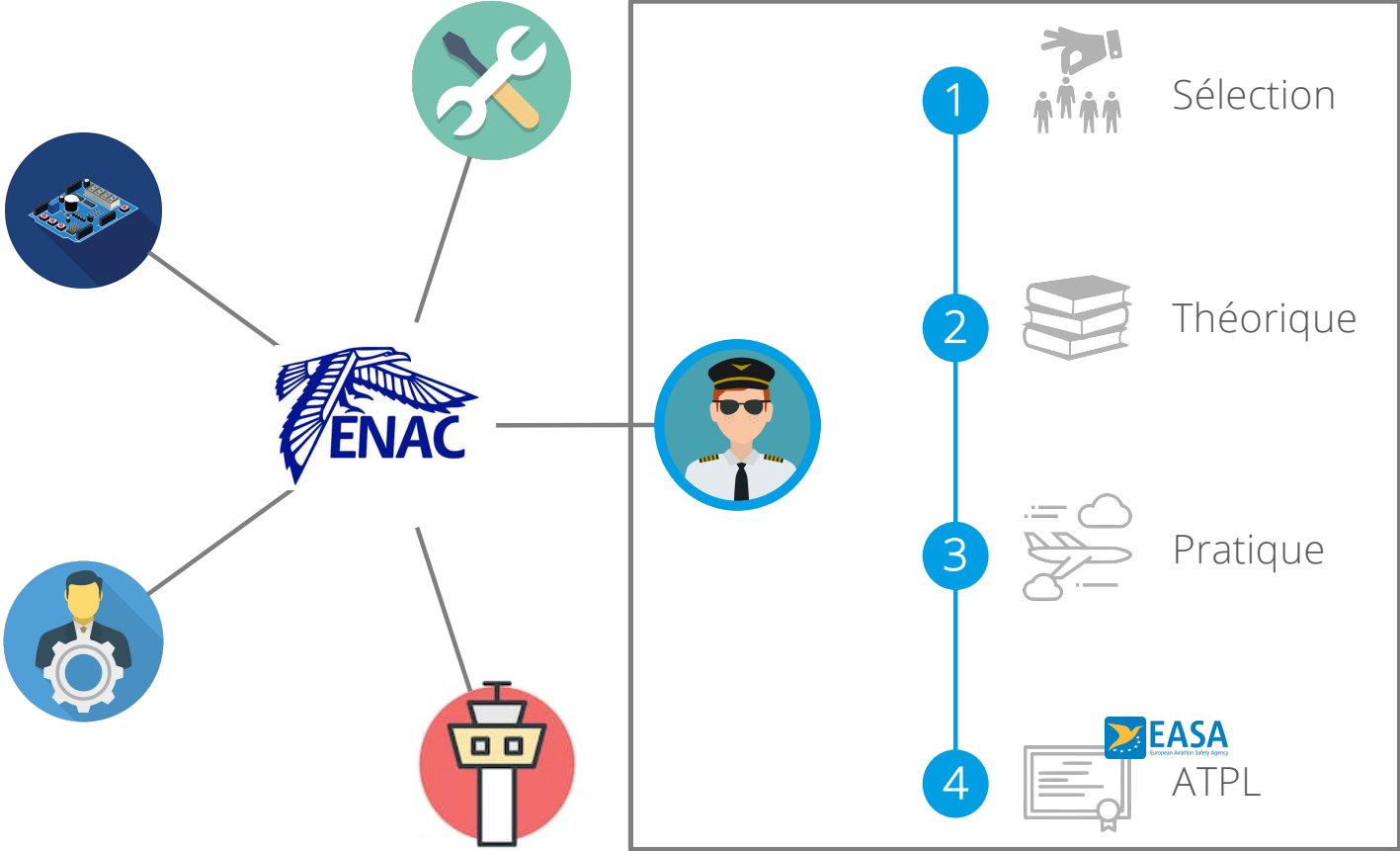


Suivi pas à pas d'un étudiant



Suivi des usages d'une ressource

Application à une formation ENAC





Conclusions

Les traces d'apprentissage
Une perspective de collaboration Toulouse Tech

